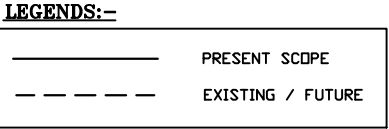
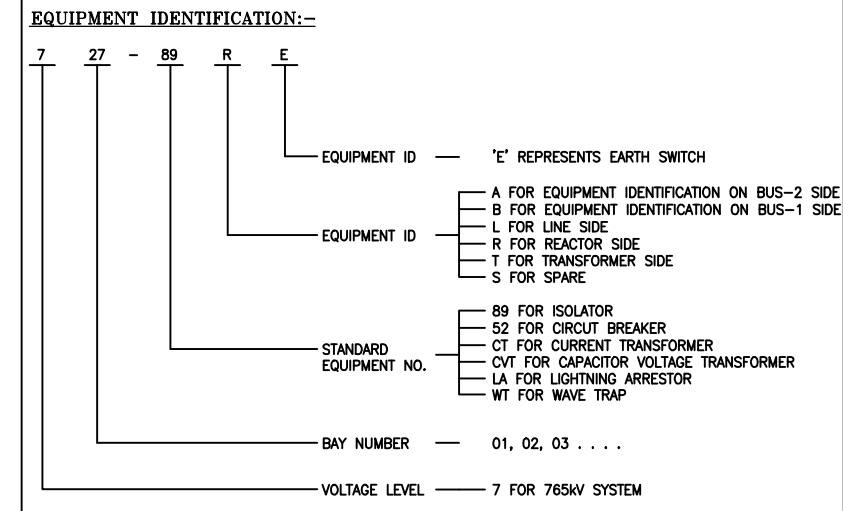
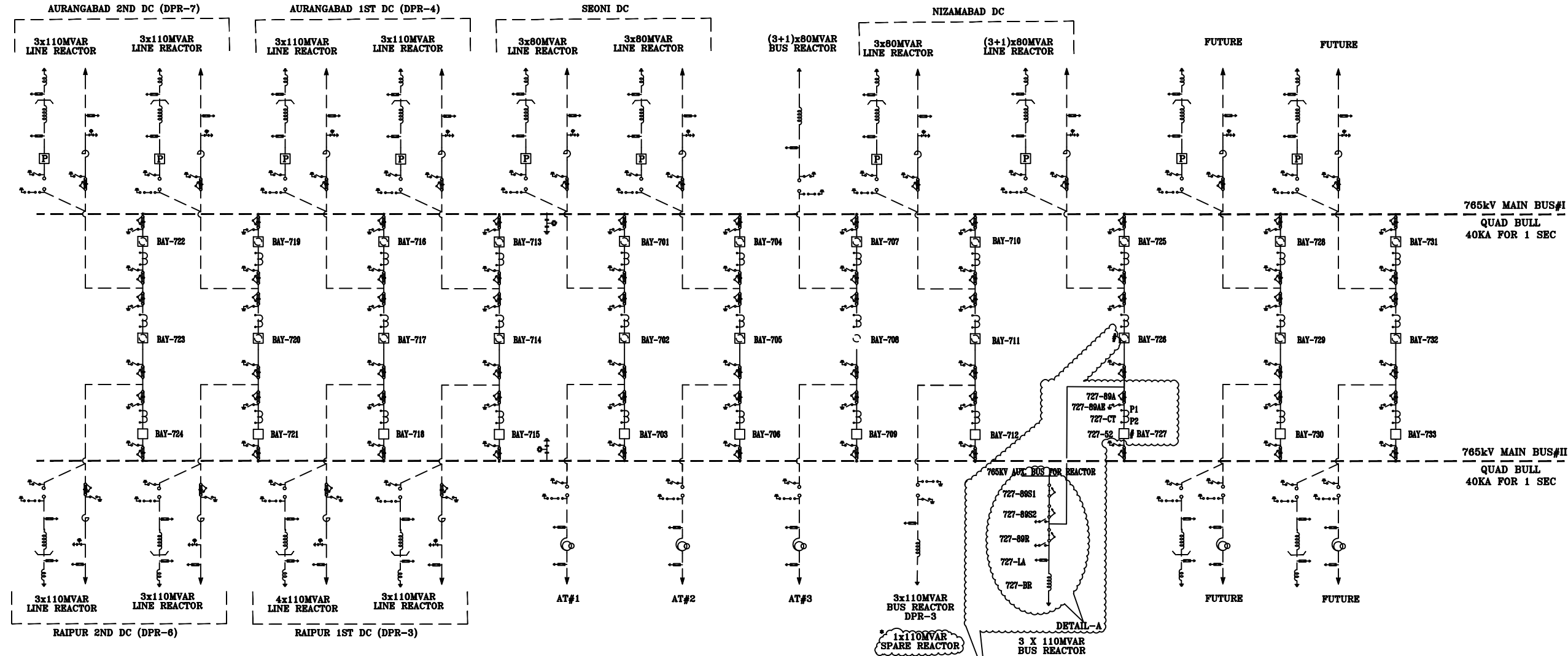


FIRST ANGLE PROJECTION ( ALL DIMENSIONS ARE IN MM. )

DRAWING No. TB-408-510-W01

PRESENT SCOPE



**REFERENCE -**  
(1.) EXISTING SLD FOR 765KV WARDHA S/S EXTN.,  
DRAWING NO: 5427PS087-WAR-E-SYD-SYS-0201-SL REV 01  
(2.) \* SPARE REACTOR IS NOT IN SLD, BUT SEEN ON MAP

NOA NO. : CC-CS/901-WR2/SS-3931/3/G3/NOA-I/8864 & 8865 DT. 29.07.19			
ADDITIONAL INFORMATION W.O.No. 119TB00001		xzkgd@ifj; kstukd@kuk POWER GRID CORPORATION OF INDIA LIMITED	
STATUS OF DRAWING CONTRACT		NAME OF CUSTOMER/PROJECT Substation Package-SS19 for extension of (i) 765kV Solapur S/S; (ii) 765kV Aurangabad S/S; (iii) 765kV Wardha S/S; (iv) 400kV Khandwa S/S; (v) 400kV Rajgarh S/S; (vi) 400kV Champa S/S; (vii) 400/220kV Narsi S/S & (viii) 400/220kV Jabalpur Substation under WRSS-20.	
DISTRIBUTION OF PRINTS		bhkjr gshn bysfD/Ar/AM/ gLrV/SGR/VS/AME V~kalfeku ifj; kstukd@kuk BHARAT HEAVY ELECTRICALS LTD. TRANSMISSION PROJECTS DIVISION	
REV.	DATE	ALTERED CHECKED APPROVED	foHkKx TBEM DEPT. dksM 422 CODE
ZONE			
		vuqikr / SCALE NTS	
		dkMZ dksM CARD CODE	
		'kh"KZTITLE SINGLE LINE DIAGRAM FOR EXTN. OF 765KV WARDHA SUBSTATION	
		M&E_d-/DRAWING NO. TB-408-510-W01	
		iqu#/REV. 00	
		i"B d-/SHEET No.01 vxky i"B /NEXT SHEET 02	

